



ROCKPORT SCHOOL

PUBLIC EXAMINATION PERFORMANCE

Summer 2023



A Level Results 2023

The following results are those of the Upper 6th Leavers in Summer 2023, with a cohort of 15 students:

	Biology	Chemistry	Physics	Maths	Further Maths	Digital Tech	English Lit.	Fine Art	History	Health and Social	Politics	Chinese	Btec Sport	Btec Business
Student 1	A	A	A	A										
Student 2										C			PASS	DIST.
Student 3 *			U	D		D						B		
Student 4*			A	A*	A*	A								
Student 5*		D	E	C		C								
Student 6*							D	A						DIST.
Student 7													MERIT	DIST.
Student 8**							C			C				DIST.
Student 9**						U					U			MERIT
Student 10			E	B										DIST.
Student 11									C		D		MERIT	
Student 12													PASS	MERIT
Student 13							A		A		A			
Student 14*	D									B				DIST.
Student 15	U						D							MERIT

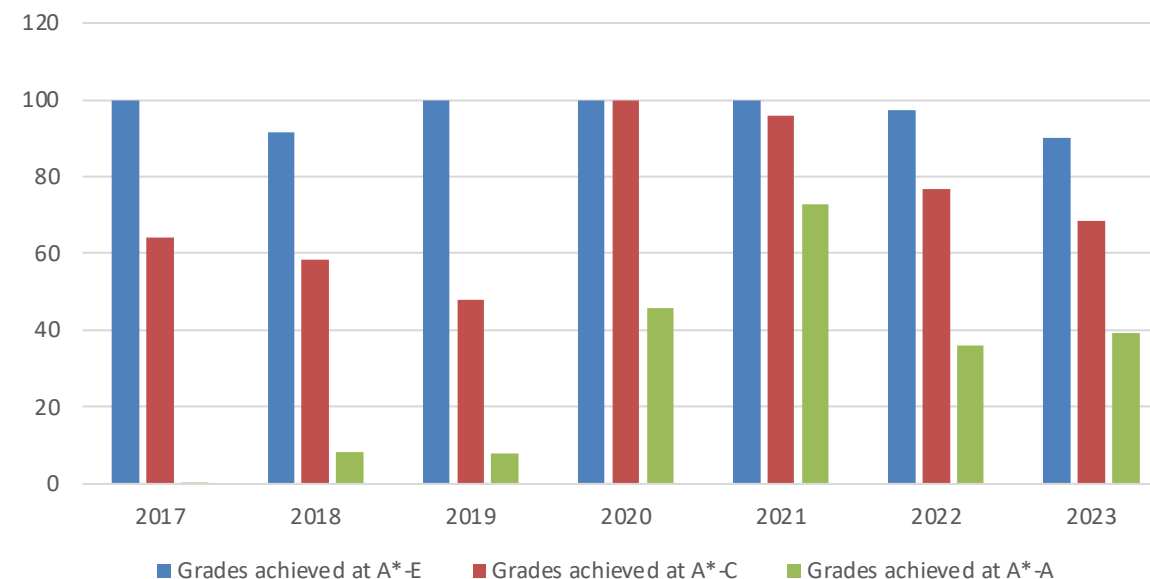
*students with EAL. **students with SEN.

Past 7 years' A Level performance at Rockport School

The following table tracks our results from 2017 to 2023. The bar chart indicates the direction of A Level results. In line with expectations, 2023 results are closer to those of 2019, the most recent comparative year, prior to 2020 and 2021 (Covid years therefore no examinations) and 2022, due to statistical inflation as a result of the Covid-19 pandemic.

Grade %	2017	2018	2019	2020	2021	2022	2023
A* - E	100%	91.7%	100%	100%	100%	97.4%	90.2%
A* - C	64.3%	58.3%	48%	100%	95.8%	76.9%	68.6%
A* - A	0.1%	8.3%	8%	45.9%	72.9%	35.9%	39.2%

A Level Performance over the past 7 years



Particularly impressive is our achievement and growth at the top A* and A grades in Summer 2023 examinations. When we compare these statistics with the cohort, we can see that Rockport School students managed to outperform their rivals for the top grades in Summer 2023:

	UK schools	Northern Ireland Schools	Rockport School
% pass rate at Grades A*-A or equivalent	27.2%	37.5%	39.2%

Leavers' Destinations Summer 2023

University	Course
University of Edinburgh	Biochemistry
Liverpool Hope	Dance and Early Childhood
QUB	Computer Science
Colorado State University	Exercise Science
UCL	Mechanical Engineering
University of Glasgow	Computer Science
University of Lancaster	Marketing
South Dakota State University	Business Economics
University of Ulster	Marketing
University of Brighton	Sport
University of Manchester	Electrical Engineering
QUB	History
QUB	Law

The remaining 2 leavers chose to go into the world of work.

CAT Predicted Grades compared to Actual Grades achieved in Summer 2023

The following table measures student success (Actual Outcomes) versus Cognitive Ability Test (CAT) predicted outcomes for the cohort:

Student	CAT Predicted Grades	Actual Outcomes in Summer 2023
Student 1	ABBB	AAAA
Student 2	CCD	ACE
Student 3	CCCC	BDDU
Student 4	CDD	ABD
Student 5	CCCC	A*A*AA
Student 6	CCDD	CCDE
Student 7	BBC	AAD
Student 8	CC	AC
Student 9	CDD	ACC
Student 10	CCC	CUU
Student 11	No CAT available	CDU
Student 12	BCC	ABE
Student 13	CCC	CCD
Student 14	DD	CE
Student 15	BBB	AAA

Notable Individual Performances



Tabitha Allen – 4As



Mufeng Jin - 2A*s, 2As



Emma Yeaman – 3As

GCSE Results Summer 2023

The following are the GCSE results for Summer 2023 for the Year 12 cohort:

Pupil	English Language	English as Additional Lang.	Maths	Further Maths	Biology	English Lit.	Digital Tech.	Business	French	Spanish	Geography	Music	Drama	LFLW	Food and Nutrition	Child Dev.	Art	History	Chemistry	Physics	P.E.	BTEC Sport Level 1/2	
Student 1	C		B		C		B	C		C*				C								4	
Student 2*	D		C*		C*		A	B			B							5	5	5			
Student 3*	D		C*		C		D	D									4						
Student 4	A*		A*	A*			A	A*		A					A		9			9			
Student 5	C		C		C	D			C*		D					C		3					
Student 6*	B		C*		C*	B		C*				B	B			B	5						
Student 7**		A*	B					D									6		3	4			P
Student 8*	C*		C*		C							C						3	4	4			
Student 9*	B		A		C*		A			A		C*								6	4		
Student 10	A		A	C*	B		A	A			A			B			5		5				
Student 11*	B		B				B	C*			B			B			4		5	5			
Student 12*	B		B		B							C*	B		C*		7		4				
Student 13	A		B		B		A	A*		A				B									6
Student 14*	D				E					B			E		D	C							
Student 15**	A		A*	A*			A	A		A	A									8	5		
Student 16*	A*		A*	A*	A	A			A*		A*						6			9			
Student 17**		A*	B				C*	C*			C	C					6			5			
Student 18	A*		A		A	A					A*		A	B					6	9			
Student 19	C		C		D	D	D		D					C									M
Student 20**		A*	A	A			E										5		3	4			
Student 21	A		B		C*	C*	B				B						5						M
Student 22*	C*		C*		B		A				B			C*		A	7						
Student 23	B		B		C*	C*	A	B								C*							M
Student 24	B		C		C		C		D	C*				C*									M
Student 25	A		B		C*		C*	B				B					6	5	5				
Student 26	A		A*	A*	A		A*	A			A								7	7			
Student 27*	B		B		B		A	A			B					A	6			6			
Student 28*	C		C*				B			C*		C			C*	6							
Student 29	C		C*		C		C			C	C						3	3					
Student 30	A*		C*		C*	B					A		A				7						3
Student 31*	E		F		U		G								F								1
Student 32	A		B		C*	B				C*	C*		B	D									3
Student 33	B		B		C*		A				C*				B	A				5			
Student 34*	C*		C*		D		C				D		C	C									M
Student 35*	B		E		D	C*					C		C*	C		C							
Student 36	B		B	C*	C*	B			B			C*					6			4			
Student 37*	E		E				F							G									P
Student 38	A*		A		B	A*		A	A*										6	7	5		

How we compare – GCSE Results Summer 2023

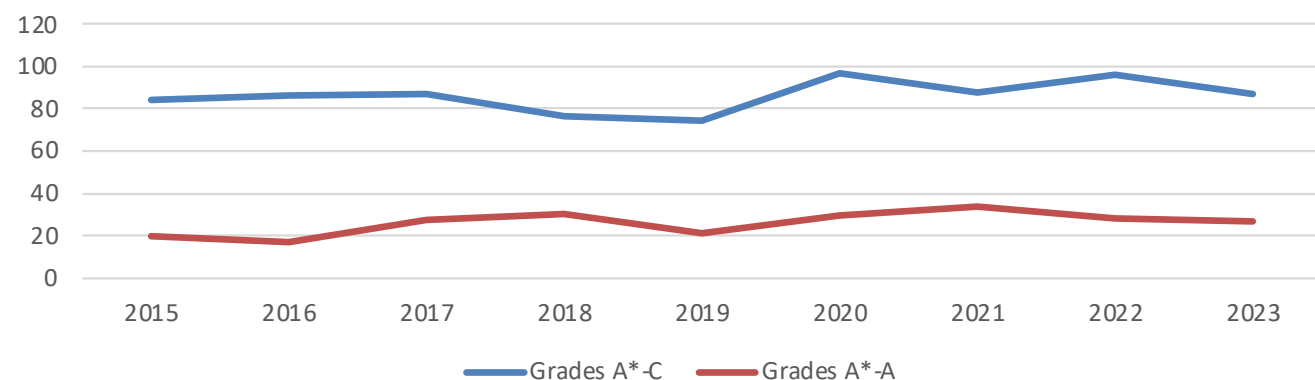
This table compares Rockport School pass rates with those of the UK and other Northern Irish schools. Not only did we outperform UK schools in our percentage of students achieving A*-C grades, but we also outperformed the NI average for A*-C grades in 2023. We are also proud of the fact that we outperformed the percentage pass rate at A*-A in UK Schools.

GCSE Results Summer 2023	UK including England, Wales and Northern Ireland	Northern Ireland – All schools	Rockport School
Grades achieved at A*-C (9-4)	68.2%	86.8%	86.9%
Grades achieved at A*-A (9-7)	22.0%	34.5%	27.0%

Past 9 years' GCSE performance at Rockport School

The following table and chart track our GCSE results from 2015-2023:

Year	% Grades achieved at A*-C	% Grades achieved at A*-A
2015	83.9	19.9
2016	86	17
2017	86.7	27.3
2018	76.5	30.2
2019	74.4	21.5
2020	96.4	29.5
2021	87.3	33.5
2022	96.1	28.3
2023	86.97	27.0



Value added measure at Student Level

The following tables show actual outcomes in Summer 2023 in comparison to CAT (Cognitive Ability Test) predicted outcomes, thus demonstrating value-added:

Student	CAT predicted outcomes	Actual Grades achieved 2023	Student	CAT predicted outcomes	Actual Grades achieved 2023
Student 1	5B, 2C*, 1C	2B, 1C*, 5C	Student 19	5C*, 1C	1A*, 2A, 1C*, 1C, 1D, 1E
Student 2	1B, 4C*, 4C	1A, 2B, 5C*, 1D	Student 20	5B, 2C*, 1C	1A, 4B, 3C*
Student 3	3C*, 2C	1C*, 2C, 3D	Student 21	8C*	3A, 2B, 3C*
Student 4	6B, 3C*	6A*, 3A	Student 22	NO CAT AVAILABLE	1A, 4B, 3C*
Student 5	1C	1C*, 4C, 3D	Student 23	2B, 6C*	2B, 2C*, 3C, 1D
Student 6	1B, 8C*	1A*, 5B, 4C*	Student 24	8C*, 1C	1A, 4B, 4C*
Student 7	4B, 2C*	1A*, 2B, 2C, 2D	Student 25	7A, 2B	3A*, 6A
Student 8	4B, 3C*	2C*, 4C, 1D	Student 26	3B, 6C*	3A, 6B
Student 9	6C*, 2C	3A, 2B, 2C*, 1C	Student 27	NO CAT AVAILABLE	2B, 3C*, 2C
Student 10	3B, 7C*	5A, 2B, 3C*	Student 28	5B, 3C*	1C*, 5C, 2D
Student 11	4B, 5C*	5B, 3C*, 1C	Student 29	4C*, 4C	1A*, 3A, 1B, 2C*, 1D
Student 12	8C*	1A, 4B, 2C*, 1C	Student 30	0	2E, 2F, 1G, 1U
Student 13	6C	1A*, 3A, 4B	Student 31	1B, 7C*, 1C	1A, 3B, 3C*, 2D
Student 14	6C	1B, 1C, 2D, 2E	Student 32	7C*, 1C	2A, 3B, 3C*
Student 15	1C	3A*, 5A, 1C*	Student 33	8C	1B, 2C*, 3C, 2D
Student 16	7B, 2C*	6A*, 2A, 1B	Student 34	8C	1B, 2C*, 3C, 1D, 1E
Student 17	7C	1A*, 2B, 3C*, 2C	Student 35	7C*, 2C	5B, 3C*, 1C
Student 18	2A, 6B, 1C*	3A*, 4A, 2B	Student 36	0	1C, 2E, 1F, 1G

Notable Individual Performances



Ellie Fogarty – 6A*, 2A, 1B



Tibet Filiz – 3A*, 5A, 1C*




Kyla Bell 6A*, 3A



ROCKPORT SCHOOL

Craigavad, Holywood, Co.Down, BT18 0DD

 028 9042 8372

 admissions@rockportschool.com

 www.rockportschool.com

Company Reg No. NI007054 Registered Charity No. XN48119